

LOOKING FOR

EASY PREP SOLAR ECLIPSE ACTIVITIES?

CLICK BELOW TO CHECK OUT OUR SOLAR ECLIPSE UNIT

2024 SOLAR ECLIPSE

ELA, MATH, & SCIENCE




Low Prep Crafts
Centers, & Party Ideas


Celebrate the 2024 Solar Eclipse with this unit PACKED with INTERACTIVE Teaching Slides, Class Books, Decodable Books, Crafts, Vocabulary Cards & More!



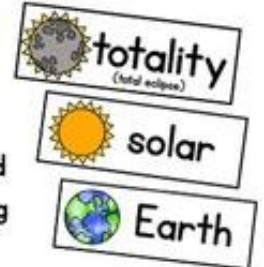
What does the word "eclipse" mean?



An eclipse happens when one object blocks an observer from seeing another object.



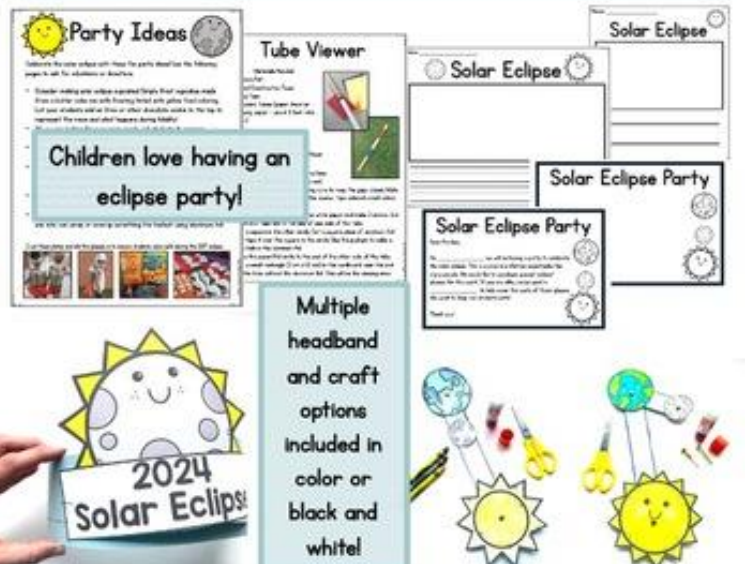
The Little Moon Activity helps students understand what happens during a solar eclipse.



Your kids will LOVE the 3 Differentiated ELA Centers and 3 Differentiated Math Centers (6 total)!



Celebrate with the party ideas, EDITABLE family letters, headbands, viewer crafts, eclipse crafts, and writing pages that are all included!



BY HILARY STATUM AND DEEDEE WILLS

Thank you for your purchase. If you have any questions, please let us know.

Deedee Wills

MRS. WILLS KINDERGARTEN

deedee@mrswillskindergarten.com

Clickable LINKS!



Clickable LINKS!



HILARY STATUM
pencils to pigtaails

hilarystatum@pencilstopigtaails.com

Get a 2 month free trial of ESGI!

No credit card needed.



Credits:

Please Read... It is boring, BUT it is important!

Terms of Use:

Purchase of this item entitles the purchaser the right to reproduce the pages for a single classroom use only. Duplication for another teacher, grade level team, an entire school, an entire school system or commercial purposes is strictly forbidden without prior written permission from Mrs. Wills' Kindergarten (Except that a substitute teacher in your classroom may use the purchased materials while teaching in your classroom.)

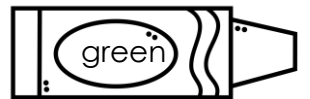
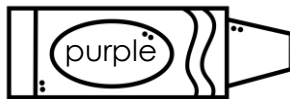
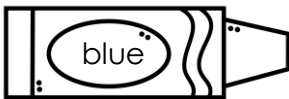

Additional user licenses are available for purchase & one additional license per additional user must be purchased.

Only by purchasing additional user licenses may multiple teachers share this product.

Name: _____

COLOR by CODE!

Color the picture by code.













Write the words below.

Name: _____

Correcting Words

Help the aliens correct the words. Match the picture to the correct number. Unscramble the letters. Write the word on the line.



1. _____
etap

2. _____
leim

3. _____
cbue

4. _____
roeb

5. _____
mcei

6. _____
lume

7. _____
mage

8. _____
proe











9. _____
cneo

10. _____
caek

Name: _____

Correcting Words

Help the aliens correct the words. Match the picture to the correct number. Unscramble the letters. Write the word on the line.



1. _____
gab

2. _____
nhe

3. _____
pid

4. _____
bnu

5. _____
mpa

6. _____
giw


7. _____
ten

8. _____
mja

9. _____
ugj

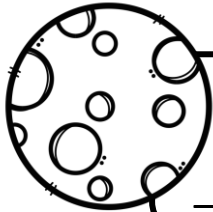
10. _____
nif

Out of this World Making 10

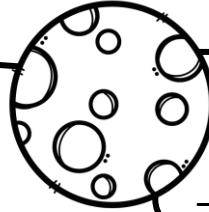


Spin the spinner and write the number.
Write the number needed to make 10.

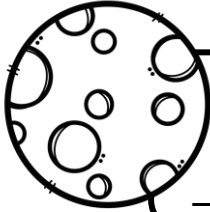
Name: _____



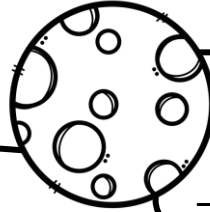
$$\underline{\quad} + \underline{\quad} = 10$$



$$\underline{\quad} + \underline{\quad} = 10$$



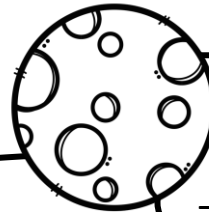
$$\underline{\quad} + \underline{\quad} = 10$$



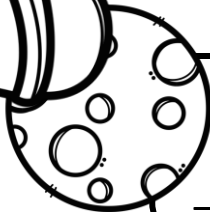

$$\underline{\quad} + \underline{\quad} = 10$$



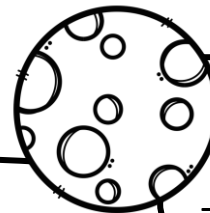
$$\underline{\quad} + \underline{\quad} = 10$$




$$\underline{\quad} + \underline{\quad} = 10$$



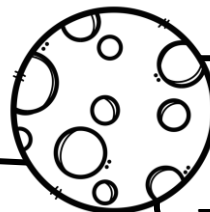
$$\underline{\quad} + \underline{\quad} = 10$$



$$\underline{\quad} + \underline{\quad} = 10$$




$$\underline{\quad} + \underline{\quad} = 10$$



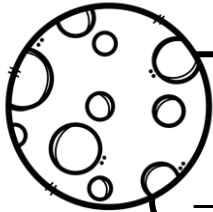
$$\underline{\quad} + \underline{\quad} = 10$$

Out of this World Making 20

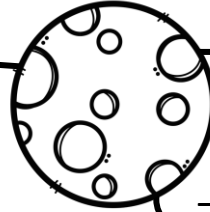
Spin the spinner and write the number.
Write the number needed to make 20.



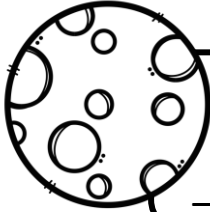
Name: _____



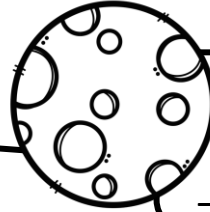
$$\underline{\quad} + \underline{\quad} = 20$$



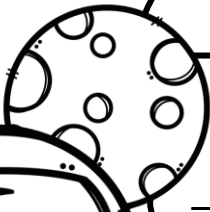
$$\underline{\quad} + \underline{\quad} = 20$$



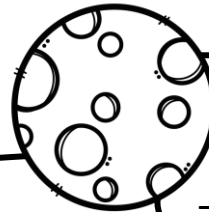
$$\underline{\quad} + \underline{\quad} = 20$$



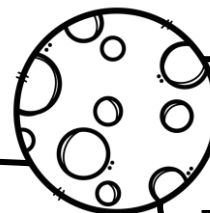
$$\underline{\quad} + \underline{\quad} = 20$$



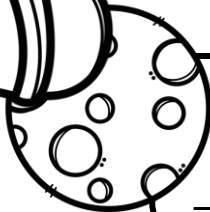
$$\underline{\quad} + \underline{\quad} = 20$$




$$\underline{\quad} + \underline{\quad} = 20$$



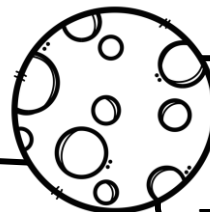
$$\underline{\quad} + \underline{\quad} = 20$$



$$\underline{\quad} + \underline{\quad} = 20$$



$$\underline{\quad} + \underline{\quad} = 20$$



$$\underline{\quad} + \underline{\quad} = 20$$

